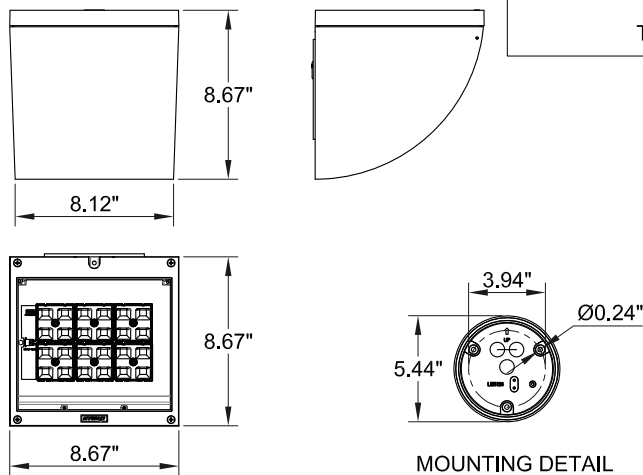
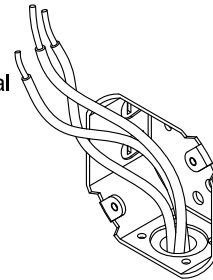


For installation of Quarter 1 wall washer LED.
Model. UQU-31344.

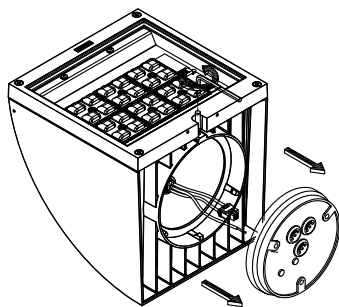
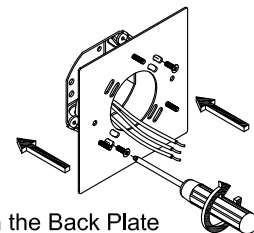
Product drawing (dimensions)
SUITABLE FOR WET LOCATIONS



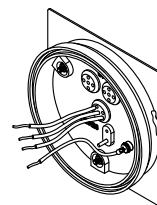
NOTE
Mounts over
a 3" Octagonal
Junction box.



Position the Back Plate
over the J Box and Secure
the back plate to the wall

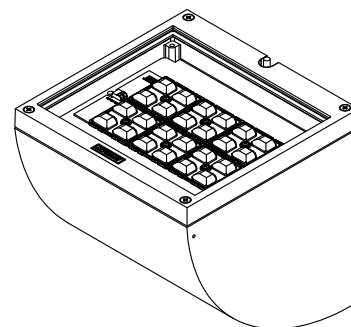
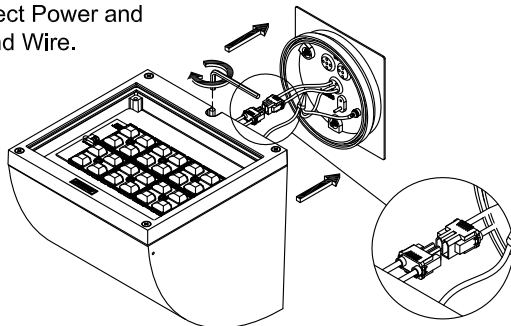


UP



Ensure watertight seal using
UL approved silicone based sealant.

Connect Power and
Ground Wire.



Notice to installer :

1. **WIRING INSTRUCTIONS** Warning : RISK OF FIRE AND ELECTRICAL SHOCK. : FIXTURE MUST BE INSTALLED BY A QUALIFIED ELECTRICIAN ONLY>FIXTURE IS INTENDED FOR INSTALLATION IN ACCORDANCE WITH THE NATIONAL ELECTRICAL CODE, LOCAL AND FEDERAL CODE SPECIFICATIONS. DISCONNECT POWER BEFORE SERVICING.
2. This fixture has a **VOLTAGE SPECIFIC BALLAST**, Check that the supply voltage is the same as the installed ballast voltage.

Ligman Lighting USA

7144 NW Progress Court, Hillsboro
Oregon, 97124, USA
Tel : 503 645 0500 | Fax : 503 645 8100

www.ligmanlightingusa.com

UQU-31344/21/09/17/REV.0 1/1 PIM

ISO 9001
ISO 14001
BUREAU VERITAS
Certification



FM-TS-13/25-05-2007-REV.2